






Pre-school Curriculum Overview Spring 2



<u>Intent</u> The children will be exploring all things that are living and growing. We will be sharing their own experiences of growing and changing in plant and animals. The children will develop their understanding of the world by making observations and asking questions about the changes throughout Spring.		<u>Implementation</u> We will be asking children open questions about the world in which they live and support them in making observations of plant life in our school grounds. The children will have the opportunity to observe a chick as it hatches from an egg and they will be introduced to new vocabulary to help support them explain what they can see. The children will look at their family members and make comparisons to develop their understanding of change.		<u>Impact</u> The children will be able to talk about familiar experiences of change and growth over time. They will be able to ask and answer questions about Spring time and begin to understand how seasons change. They will have an understanding of growth and that both humans, animals and plants can change over time.		<u>Celebration</u> Tapestry will be used to communicate any celebratory moments with parents and careers. Wow moments will also be shared verbally when handing over the children upon collection.	
<u>Weeks</u>		1	2	3	4	5	
<u>Focus of the week</u>		Respect and care for the natural environment	Mothers day-showing kindness	Sharing pictures of us as babies.	Say number after each object up to 5	Finding ways to resolve conflicts	
<u>Book/Texts</u>		 					
<u>Role Play</u>		Farmers market/ Garden centre					
<u>Music and Songs</u>		5 little peas	Mary, Mary quite contrary	I'm growing up	Hop little bunnies	Peter rabbit has a fly upon his nose	
<u>Communication and Language</u>		Show the seed and bulb what is the difference?	Words to describe our mums board	Understanding why questions?	New vocabulary in the lifecycle of a chicken.	My favourite book and why-make a book cover.	
<u>Personal, social and emotional development</u>		Encourage the right choices by using the new traffic light system and Kevin the kindness caterpillar.		Talk of members in their family	Caring for living things.	Puppet show to find ways to resolve conflicts.	
<u>Physical Development</u>	<u>PE-totsercise</u>	Throw and catch games	Football skills using the goal/ targets	Musical statue games	Mrs McRoyall says	Balance bike training.	
	Totsercise-kick, throw and catch ball games, Skip, hop and stand on one leg to hold a pose in musical games Bicycle training with the balance bikes						
	<u>Fine motor</u>	Lollipop stick flowers	Flower/ heart threading Mothers day cards.	Family finger dough disco	Multilink towers I can connect 5	Making chocolate nests.	

Weeks	1	2	3	4	5
Literacy	Lollipop name recognition	Writing in mothers day cards	Writing our names to record how tall we are.	Draw/write life cycle of a chick.	Make an easter egg hunt
Maths	Use language to describe Jaspers beanstalk—short, medium, tall etc	2D shapes	Use height charts to record how tall we are.	Counting actions.- chose a number up to 5 and jump, hop, skip, clap the amount	3D shapes
Understanding the World	Planting wild flowers—why are we doing this—to help the insects in summer.	Ball games exploring forces, holding in hand and let go, place down on flat surface how can we make it move?	Why do we grow? What do we need? Lets find out	Visit the chicks in the library to show the lifecycle of a chick. What are other baby animals called? What can we use to build a theatre for the show?	Celebration of Easter—who celebrates easter and how?
Expressive Arts and Design	Make cross heads for mothers day gift. Make flowers for the farmers market.	Make super hero mothers with peg dolls.	Make individual height charts with string.	Make animal masks and build a show	Easter wreaths. Easter baskets, decorate wooden eggs.
RE	Signs of Spring	Spring into life	Easter, a Christian celebration		
PSHE	Everybody's Body	We link to move it, move it	Food glorious food	Sweet dreams	Keeping clean
Outdoor Learning	Planting in wellies	2D shape hunt	Stand next to an object that is shorter and taller than you. Find 5 objects in your 10 frame.		Balance bike training using the signs and recognising the signals.
Class Enrichment		Mother's Day			Easter
Whole School Enrichment	Book fortnight	World Book Day 7.3.24			