












Reception Curriculum Overview Autumn 2

		<p><u>Intent</u> The children will develop and understanding of night and day and the similarities and differences between them. They will learn about nocturnal and diurnal animals. We will learn about daily and night time routines.</p>		<p><u>Implementation</u> The children will explore their own routines when getting ready for bed. They will explore a variety of fiction and non-fiction texts to develop their knowledge of light, animals, shadows, the night sky and celebrations.</p>		<p><u>Impact</u> the children will be able to identify nocturnal and diurnal animals and explore the use of light to create shadows. They will develop their cultural capital by taking part in a variety of celebrations that occur at this time of year.</p>		<p><u>Celebration</u> We will celebrate POW projects and invite parents to our POW gallery. Children's achievements will be shared and celebrated on Tapestry.</p>		<p>Theme - Day and Night</p> 
Weeks		1	2	3	4	5	6	7		
Focus of the Week		Halloween	Bonfire Night	Comparing day time and night time	Day and night routines	Day time animals/ Nocturnal animals	The sky – the sun, the moon and the stars	Christmas lights at night Shadows		
Book/Texts		<p>The Pumpkin Who Was Afraid of the Dark</p> 	<p>Non-fiction Texts</p> 	<p>Day Monkey, Night Monkey</p> 	<p>Peace at Last</p> 	<p>Non-fiction texts</p> 	<p>Star in a jar How to catch a star</p>  	<p>Christmas Lights</p>  		
Role Play		Home corner with Halloween decorations	Home corner with warm clothing, mugs and a fire place.	Home corner with dressing gowns, slippers, mugs and cups, stories by the fire, clocks, watches, tooth brushes, blankets.				Christmas decorations in the home corner, Christmas tree, post box for letters and cards		
Music and Songs		Sing in a group, increasingly matching the pitch and following the melody. – Christmas play songs – The Big Little Nativity – The big big story, A big adventure, Knock knock who's there?, it's gonna be great!, We are wise men, Here to worship him, sing the good news.								
Communication and Language		To be able to describe events in some detail. Reflecting on their half term, Halloween and bonfire night.		To be able to learn and use new vocabulary Day, night, afternoon, daylight, daytime, morning, midday, noon, sunrise, dark, dusk, evening mid-night, sunset, night time, twilight, routines, nocturnal, star, sky, space, earth, rotate, moon, sky, planet				To be able to engage in story times about Christmas		
Personal, social and emotional development		See themselves as a valuable individual. Build constructive and respectful relationships.		Talk about the different factors which support their overall health and wellbeing Tooth brushing Having a good sleep routine			To be able to think about the perspective of others when talking about the characters in the books we read.			
Physical Development	PE	Rolling and tracking a ball	Accuracy when throwing to a target	Dribbling with hands	Throwing and catching with a partner	Dribbling a ball with your feet	Kicking a ball to a target.	Ball games		
		Develop and refine a range of ball skills including: throwing, catching, kicking, passing, batting, and aiming.					Develop confidence, competence, precision and accuracy when engaging in activities that involve a ball.			
	Handwriting	Easy letters i, t	Easy letters c, o	Easy letters a, d	Easy letters n, m, h	Easy letters u, w	Easy letters l, e	Apply Easy words		

Weeks	1	2	3	4	5	6	7
Literacy	Spell words by identifying the sound. Halloween labelling	Captions—using our senses to describe what we can see/hear/feel/smell on bonfire night.	Day Monkey, Night Monkey caption writing and labelling Instructions—How to get ready for bed ordering.	Assessment week	Non-fiction texts—fact writing, diagram labelling Whole class information sheet on owls.	Ready, steady write—Star In a Jar	Writing a Christmas list/letter to Santa Writing Christmas cards
Phonics	Assessments	j, v, w, x	y, z, zz, qu	ch, sh, th(v), th ng	oo	ar	Assessments
Maths	Representing/composing and comparing numbers to 5. Halloween themed numbers and counting.	1 more and 1 less fire-work themed.	Shapes Circles and triangles	Time Routines and sequences What's your morning/bedtime routine?	Positional Language Where are the nocturnal animals hiding?	Exploring repeating patterns.	Measure—Mass Weighing Santa's presents
Understanding the World	Comment on familiar situations in the past. Talking their recent past experience of Bonfire Night and Halloween.		Explore the natural world around them. Comparing day and night—animals, routines, the world, the sun, moon and shadows.			Understand that some places are special to members of their community. Recognise that people have different beliefs and celebrate special times in different ways.	
Expressive Arts and Design	Exploring printing— Printing apples to make pumpkins.	Explore, use and refine a variety of artistic effects to express their ideas and feelings. Jaxon Pollock	Develop storylines in their pretend play.—Reenact day monkey and night monkey	Christmas tree decoration making.	Explore and engage in music making and dance, performing solo or in groups. Christmas Play Practice		Develop storylines in their pretend play.— Now Press Play—The Christmas Story
RE What is Christmas? Christianity	Reflect on the Big Question	Giving	Saying thank you	The Christmas story	The Shepherds	The Wisemen	Christmas/Nativity
PSHE Celebrating Difference	What I am good at	I'm special, I'm me!	Families	Homes	Making friends	Standing up for yourself	First aid
Outdoor Learning	Mud Kitchen potion making	Managing risks - Practice tea-light campfire	Autumn days exploring	Is it just a stick? - Stick Man	Owl babies—nests, pinecone owls, bird watching	Rocket building— Whatever Next	Sharing Christmas stories outside and den building
Monday Munch		Rocket Skewers I can manage risks and develop my fine motor skills	Using a knife to spread—Ritz biscuit monkey	Using a knife to spread Managing risk—using a toaster Bear toast	Using a knife to cut - rice cake owl	Managing risks— using a grater— Cheese on toast stars	To be able to find ways of joining materials Melted snowman biscuit
Class Enrichment			Night School	Reception You Can Do		Nativity Performance	Now Press Play— Christmas
Whole school enrichment days		Anti-bullying week Remembrance Day	Maths week Children in Need		Decorate Christmas Tree POW Gallery		Christmas Jumper Day Pantomime Christmas Lunch